

---

# 包装操作指南

## PACKAGING GUIDE

---



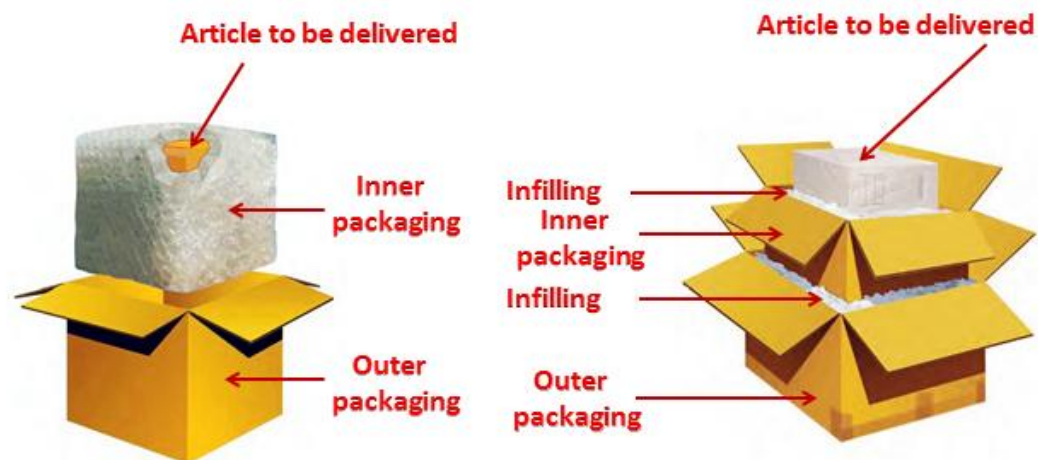
Does the packaging of your cargo meet requirements for express delivery?

We will seek to deliver your cargo to you in good condition. The following notes can help you learn some of the basic packaging knowledge and tips.

## I . Composition of packaging

Packaging mainly comprises three parts:

- **Inner packaging:** directly contacts with and protects the product.
- **Outer packaging:** protects the product from external damage during the transport.
- **Infilling:** fills out the space in the box to prevent the product from moving during the transport.



## II. Common packaging materials

1. **Inner packaging materials:** PE foam, foam and paper cards with buffering and fixing effects



(PE foam)



(foam box)



(paper cards)

2. **Outer packaging materials:** paper boxes, paper bags and plastic bags with anti-tearing and anti-stabbing effects



(Corrugated paper box)



(Plastic bag)



(Honeycomb paper box)

3. **Infilling materials:** soft air bubble film, PE foam fragments, newspaper and kraft paper



(Air bubble film)



(PE foam)



(Inflatable pillow)



(Kraft paper)

### III. Three common packing methods

1. **Simple packing method:** Add a simple outer container or wrap the cargo with wrapping film or label without a container.
  - a) Soft, tenacious and durable articles such as paper, textile and rubber products
  - b) Well-packed articles, mainly newly-produced (shopped online) and articles with professional packaging;
  - c) Common packing materials: paper bags, plastic bags, paper boxes, packing belt, wrapping film and label, and paper corner protectors



2. **Common packing method:** outer container + infilling

- a) Simple and solid products, invulnerable to damage, such as plastic articles and small electronic products
- b) Newly-produced (shopped online) and articles with professional packaging



3. **Packing method for fragile and vulnerable articles:** outer container + inner packaging + infilling
- a) Fragile glass or ceramic products, complicated instruments and vulnerable articles such as electronic components.
  - b) Add buffering materials on six surfaces of the article as shown in Figure 1.
  - c) Add paper cards in the inner packaging for articles that cannot be squeezed.
  - d) Add sufficient infilling for the article that cannot move in the inner container.

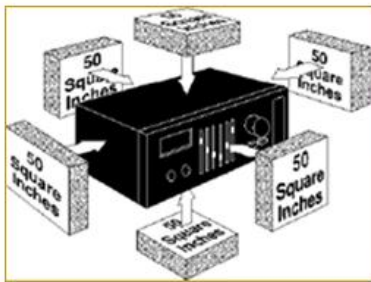


Figure 1



Figure 2




Figure 3

**Proper packaging will ensure reliable delivery of your cargo.**